


LIPPOLDSBERG MONASTERY CHURCH







LIPPOLDSBERG MONASTERY CHURCH, WESER, HESSEN

The monastery church is part of a Benedictine monastery, located by the Weser River in northern Hessen. The church, built in Romanesque style, has undergone several restorations and today stands as one of the most significant ecclesiastical buildings from the late Middle Ages. Architect Professor Schürmann & Partner from Cologne developed a special chandelier for the large spaces. The chandelier is extremely delicate and highly transparent.

The chandelier is made of stainless steel with an impressive diameter of 350 cm. It is suspended by 12 stainless steel rods, and at each mounting point on the large ring, a clear crown bulb with an E14 socket is positioned. The construction is very simple yet highly effective, and the chandelier appears to float with an almost web-like lightness in the space.



Produkt: CHANDELIER - CUSTOM DESIGN

Material & finish: Brushed, stainless steel.

Dimension: ø350 cm.

Light sources: Clear crown bulbs, 230 V. Socket/holder: E14. Wattage: 40 W.

Suspension: Pipe in stainless steel.

Approval: CE-marking.

Design: Schürmann & Partner

Latest update: 17/03-2025